



# Argenta

## ■ WALL MOUNTING METAL CABINETS

The ARGENTA Series includes a group of metal enclosures used to house on the inside the electrical or electronic switchgear, controlgear and equipment necessary to supply, distribute and convert electricity.

Mainly destined for industrial electrical installations as a enclosures for measurement, transmission, signage and control equipment of the installation or as a enclosures for all the equipment necessary to coordinate the different electrical currents. The ARGENTA Series includes 38 standard models of metal enclosures, all of which are manufactured in opaque door version.

The design and manufacture of this product line is sufficiently flexible so as to adapt to special executions that require specific dimensions in agreement with user and installation requirements. Enclosures made with high quality materials in cold-rolled steel plate of up to 2 mm thick and coated with RAL 7035 hardened epoxy-polyester paint.

This series is accompanied by a set of accessories that complete the scope of application of the product: mounting plates, inner doors, canopies, elevation eyebolts, ventilation systems, etc.



## TECHNICAL DATA

■ degree of protection	IP65
■ resistance to impact	IK09
■ range of temperature under normal conditions	-25°C/+40°C
■ maximum operation voltage (U <sub>e</sub> )	1000 V

*According to 2006/95/CE directive; and UNE-EN 62208 and UNE-EN 60439-1-3 norms on affected parts.*

*The technical characteristics described above are satisfied with the use of the elements of the group and of the accessories supplied by IDE, mounted and assembled according to the associated technical guides and instructions sheets.*

## ■ WALL MOUNTING METAL CABINETS (WITH BLIND PLATE INCLUDED)

	Commercial Ref.	Code	Dimensions (mm.)	Cable entries	Locks	Hinges
			(A x B x C)	(D x E)	number	number
	GN252515	49013	250 x 250 x 150	80 x 120	1	2
	GN302015	49016	300 x 200 x 150	80 x 120	1	2
	GN302515	49019	300 x 250 x 150	80 x 120	1	2
	GN303015	49022	300 x 300 x 150	80 x 200	1	2
	GN303020	49023	300 x 300 x 200			
	GN403015	49031	400 x 300 x 150			
	GN403020	49032	400 x 300 x 200	80 x 300	1	2
	GN404020	49036	400 x 400 x 200			
	GN503015	49046	500 x 300 x 150	80 x 200	2	2
GN503020	49047	500 x 300 x 200				
	GN504015	49050	500 x 400 x 150	80 x 300	2	2
	GN504020	49051	500 x 400 x 200			
	GN504025	49052	500 x 400 x 250			
	GN505015	49054	500 x 500 x 150	80 x 300	2	2
	GN505020	49055	500 x 500 x 200			
GN505025	49056	500 x 500 x 250				
GN505030	49057	500 x 500 x 300				
	GN604020	49063	600 x 400 x 200	80 x 300	2	2
	GN604025	49064	600 x 400 x 250			
	GN604030	49065	600 x 400 x 300			
	GN605020	49068	600 x 500 x 200	80 x 300	2	2
	GN605025	49069	600 x 500 x 250			
	GN605030	49070	600 x 500 x 300			
	GN606020	49073	600 x 600 x 200	80 x 300	2	2
	GN606025	49074	600 x 600 x 250			
	GN705015	49097	700 x 500 x 150	80 x 300	2	2
GN705020	49098	700 x 500 x 200				
GN705025	49099	700 x 500 x 250				
	GN806020	49118	800 x 600 x 200	80 x 500	2	3
	GN806025	49119	800 x 600 x 250			
	GN806030	49120	800 x 600 x 300			
	GN808025	49129	800 x 800 x 250	80 x 500	2	3
	GN808030	49130	800 x 800 x 300			
	GN1006025	49139	1.000 x 600 x 250	80 x 500	3P	3
	GN1006030	49358	1.000 x 600 x 300			
	GN1008025	49149	1.000 x 800 x 250	80 x 500	3P	3
	GN1008030	49150	1.000 x 800 x 300			
	GN1206030	49159	1.200 x 600 x 300	80 x 500	3P	3
	GN1208030	49165	1.200 x 800 x 300	80 x 500	3P	3
	GN1209028	49348	1.200 x 900 x 285	80 x 500	3P	3
	GN12010030	49168	1.200 x 1.000 x 300	80 x 500	3P	3

Transparent door available.  
Please ask for prices and  
delivery.

## DIMENSIONS



## MODULAR CHASSIS



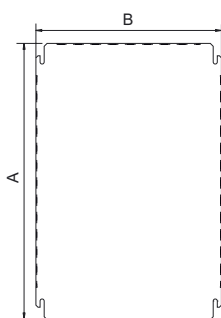
### COMPONENTS:

- Framework
- Lid chassis
- Locking screws
- Height adjuster (4 x chassis)



Commercial Ref.	Code	Total modules	Rows	Cabinet Ref.
CH3025	49350	16	2	GN302515
CH4030	49351	33	3	GN403015 GN403020
CH5040	49352	48	3	GN504015 GN504020
CH6040	49353	64	4	GN604020
CH7050	49354	110	5	GN705015 GN705020
CH8060	49356	128	4x26 - 1x24	GN806020

## BLIND PLATE



Commercial Ref.	Code	Dimensions (mm.) (A x B)	Cabinet Ref.
PL2525	49174	220 x 200	GN252515
PL3020	49175	270 x 150	GN302015
PL3025	49176	270 x 200	GN302515
PL3030	49177	270 x 250	GN303015
PL4030	49180	370 x 250	GN403015
PL4040	49181	370 x 350	GN404020
PL5030	49184	470 x 250	GN503015
PL5040	49185	470 x 350	GN504015
PL5050	49186	470 x 450	GN505015
PL6040	49188	570 x 350	GN604020
PL6050	49189	570 x 450	GN605020
PL6060	49190	570 x 550	GN606020
PL7050	49195	670 x 450	GN705015
PL8060	49199	770 x 550	GN806020
PL8080	49201	770 x 750	GN808025
PL10060	49203	970 x 550	GN1006025
PL10080	49205	970 x 750	GN1008025
PL12060	49208	1.170 x 550	GN1206030
PL12080	49210	1.170 x 750	GN1208030
PL12090	49260	1.170 x 850	GN1209028
PL120100	49211	1.170 x 910	GN12010030

## ACCESORIES

48228

Bag of 4 height adjusters + 4 prevailing nuts.


## VENTILATION LOUVRES



Commercial Ref.	Code	Dimensions (mm.)	
RV175	49330	175 x 130	Ventilation louvres ( 2 pcs. bag)
RV150	49335	150 x 105	Ventilation louvres ( 2 pcs. bag)

## FANS






	Code	Voltage (V) / Frequency (Hz)	Air flow volume m <sup>3</sup> /h	Air flow volume m <sup>3</sup> /h with filter	Power (W)	Noise level (dB)	Temperature range (°C)
Fan 148 x 148 IP54	49344	220-50/60	50/60	38/45	15	42/46	-10° / +70
Fan 255 x 255 IP54	49345	220-50/60	220/255	370/400	35	56/60	-10° / +70
Fan 148 x 148 IP54	49346	24 (DC)	50	38	7,4	47	-10° / +70
Fan 255 x 255 IP54	49347	24 (DC)	220	370	12,8	60	-10° / +70

GROOVED PLATE	Commercial Ref.	Code	Dimensions (mm.) (AxB)	Cabinet Ref.
		PLU2525	49216	220 x 200
PLU3020		49217	270 x 150	GN302015
PLU3025		49218	270 x 200	GN302515
PLU3030		49219	270 x 250	GN303015
PLU4030		49222	370 x 250	GN403015
PLU4040		49223	370 x 350	GN404020
PLU5030		49226	470 x 250	GN503015
				GN503020
PLU5040		49227	470 x 350	GN504015
				GN504020
				GN504025
PLU5050		49228	470 x 450	GN505015
				GN505020
				GN505025
				GN505030
PLU6040		49230	570 x 350	GN604020
				GN604025
				GN604030
PLU6050		49231	570 x 450	GN605020
				GN605025
			GN605030	
PLU6060	49232	570 x 550	GN606020	
			GN606025	
PLU7050	49237	670 x 450	GN705015	
			GN705020	
			GN705025	
PLU8060	49241	770 x 550	GN806020	
			GN806025	
			GN806030	
PLU8080	49243	770 x 750	GN808025	
			GN808030	
PLU10060	49245	970 x 550	GN1006025	
			GN1006030	
PLU10080	49247	970 x 750	GN1008025	
			GN1008030	
PLU12060	49250	1.170 x 550	GN1206030	
PLU12080	49252	1.170 x 750	GN1208030	
PLU12090	49254	1.170 x 850	GN1009028	
PLU120100	49253	1.170 x 910	GN12010030	

## ACCESORIES

48228

Bag of 4 height adjusters + 4 prevailing nuts.

LOCKS		LOCKS	
	Code		Code
	48450	1/4 turning lock	48446
			5 mm double-bit lock for inner door
	48451	Lock in triangle	48448
			Security lock for inner door
	48455	Lock in square	48449
			5 mm double-bit key
	48456	1/4 turning lock with key	48460
			Zamak Key
	48457	1/4 turning lock with wing nut	

## INNER DOOR



Commercial Ref.	Code	Dimensions (mm.) (Height x Width)	Cabinet Ref.
PIN2525	49275	200 x 200	GN252515
PIN3020	49276	250 x 150	GN302015
PIN3025	49277	250 x 200	GN302515
PIN3030	49278	250 x 250	GN303015 GN303020
PIN4030	49279	350 x 250	GN403015 GN403020
PIN4040	49280	350 x 350	GN404020
PIN5030	49281	450 x 250	GN503015 GN503020
PIN5040	49282	450 x 350	GN504015 GN504020 GN504025
PIN5050	49283	450 x 450	GN505015 GN505020 GN505025 GN505030
PIN6040	49284	550 x 350	GN604020 GN604025 GN604030
PIN6050	49285	550 x 450	GN605020 GN605025 GN605030
PIN6060	49286	550 x 550	GN606020 GN606025
PIN7050	49287	650 x 450	GN705015 GN705020 GN705025
PIN8060	49288	750 x 550	GN806020 GN806025 GN806030
PIN8080	49289	750 x 750	GN808025 GN808030
PIN10060	49290	950 x 550	GN1006025 GN1006030
PIN10080	49291	950 x 550	GN1008025 GN1008030
PIN12060	49292	1.150 x 550	GN1206030
PIN12080	49293	1.150 x 750	GN1208030
PIN12090	49295	1.150 x 850	GN1209028
PIN120100	49294	1.150 x 950	GN12010030

In order to achieve the correct installation of the INNER DOOR is necessary to request the Height Adjustment Element.


## HEIGHT ADJUSTMENT ELEMENTS









Commercial Ref.	Code	Cabinet depth (mm.)	
SP150	49320	150	Height adjustment element kit (4 pcs.bag)
SP200	49321	200	Height adjustment element kit (4 pcs.bag)
SP250	49322	250	Height adjustment element kit (4 pcs.bag)
SP285	49324	285	Height adjustment element kit (4 pcs.bag)
SP300	49323	300	Height adjustment element kit (4 pcs.bag)

## SPARE DOORS

Code	Dimensions (mm.)	Code	Dimensions (mm.)	Code	Dimensions (mm.)	Code	Dimensions (mm.)	Code	Dimensions (mm.)
66604	250 x 250	66611	400 x 400	66618	600 x 400	66629	800 x 600	66638	700 x 500
66605	300 x 200	66614	500 x 300	66619	600 x 500	66631	800 x 800	66640	800 x 600
66606	300 x 250	66615	500 x 400	66620	600 x 600	66633	600 x 500	66641	800 x 800
66607	300 x 300	66616	500 x 500	66625	700 x 500	66635	600 x 600	66653	1200 x 900
66610	400 x 300								

CANOPY	Commercial Ref.	Code	Dimensions (mm.) (Height x Width)	Cabinet Ref.
		TEJ2515	49300	260 x 174
TEJ2015		49301	210 x 174	GN302015 GN303015
TEJ3015		49302	310 x 174	GN403015 GN503015
TEJ3020		49303	310 x 224	GN303020 GN403020
TEJ4015		49304	410 x 174	GN504015 GN404020
TEJ4020		49305	410 x 224	GN504020 GN604020
TEJ4025		49306	410 x 274	GN504025 GN604025
TEJ4030		49307	410 x 324	GN604030 GN505015
TEJ5015		49308	510 x 174	GN705015 GN505020
TEJ5020		49309	510 x 224	GN605020 GN705020
TEJ5025		49310	510 x 274	GN505025 GN605025
TEJ5030		49311	510 x 324	GN705025 GN505030
TEJ6020		49312	610 x 224	GN605030 GN606020
TEJ6025		49313	610 x 274	GN806020 GN606025
TEJ6030		49314	610 x 324	GN806025 GN1006025
TEJ8025		49315	810 x 274	GN806030 GN1006030
TEJ8030		49316	810 x 324	GN1206030 GN808025
TEJ9028		49318	900 x 285	GN808030 GN1008030
TEJ10030		49317	1.010 x 324	GN1208030 GN1209028

## MISCELLANEOUS ACCESSORIES

	<b>Code</b> 49380   M16 Elevation eyebolts (2 pcs. bag)		<b>Code</b> 49395   Anti-rotation bolt
	49385   Drawing-holder		48292   RAL 7035 texturised grey paint
	49390   High voltage label		48427   Wall support accessories (2 pcs. bag)